

THE HIDDEN GEM INSIDE YOUR BUSINESS

A GUIDE TO ENERGY SAVINGS



EVERY BUSINESS HAS A HIDDEN GEM

THE SOONER YOU DISCOVER YOURS, **THE LESS MONEY YOU'LL WASTE**

1

Identify

Where to look

2

Take Action

What to do when you find it

3

Reward

Why it's worth finding



WHERE TO LOOK

A TARGETED APPROACH TO
DISCOVERING SAVINGS

1

START WITH THE BIG FOUR

OUR DATA SUGGESTS...

4 KEY...
energy consumers
are typically responsible for

Up to **80%** of the
energy costs
in your business

THE BIG FOUR

Our **data suggests** every business typically has key energy consumers - HVAC, machinery, lights etc - which contribute to 80% of their energy usage.

Every day not knowing will cost your business real money that you could be spending elsewhere. **Do you know what's going on in your business?**

Businesses have the opportunity to significantly reduce energy costs by identifying and targeting the 'big four' energy consumers.

WHY CONSIDER AN ENERGY MONITORING SYSTEM

simbleenergy.co.uk/simblesense

Every business has unique energy savings opportunities



Energy you can see

Lights & cooling systems are a good place to start. Look around your business and consider what you use most and how much it might be costing you.



Energy you can't see

Once you measure the energy usage of the circuits within your business, you may be surprised by what is using energy and how much potential there is to save money.

Task: Focus your energy in the right place

01


Install an energy monitoring system if you're not sure what your top energy consumers are

02

Consider your big four energy consumers in your business and determine ways to minimise the costs of running them



*Your energy
expert rating*



Success Stories



RYAN B - BAKER

We weren't aware that energy is such a problem. We installed an EMS and the insight blew us away



JASON R - FACTORY MANAGER

We could see things like lights and air-conditioning units but had no idea where energy was actually being consumed



SUSAN S - RESTAURANT

I was surprised by what we learned.
I guess you don't know what you don't know

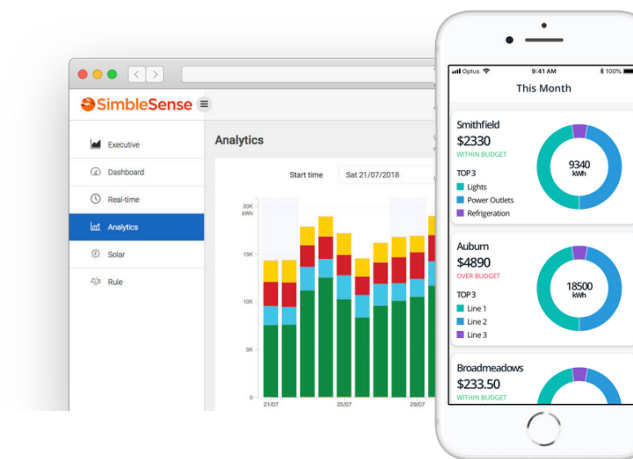
FIND YOUR GEM WITH AN ENERGY MONITORING SYSTEM

Plug in SimbleSense to
instantly know your
'big four' and more...



Energy Monitoring Devices

These devices connect to meter boards and capture data which is visualised on the SimbleSense Platform.



SimbleSense Platform

Energy analytics software helping businesses understand their energy usage and empowering them to reduce their energy consumption.



2

WHAT TO DO WHEN YOU FIND THE GEM


A TARGETED APPROACH TO MAKING SAVINGS

Energy Reimagined



TIMING IS EVERYTHING

Only use energy when it's needed. Are start up loads and stand by mode costing you more than you think?



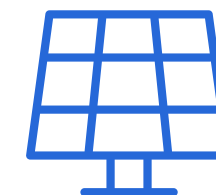
AFTER HOURS

How much are you paying for electricity on non-production days or overnight?



TARIFFS

Are you being charged tariff rates? Do you know how to avoid them?



SOLAR

Do you know what time of day to consume solar and when to export it?

Task: Focus your energy at the right time

03


Use the energy monitoring system to determine the best time to use energy.

04

Note what is being used overnight or consuming energy when it is not in use



*Your energy
expert rating*





IS IT TIME FOR A CHANGE?

LED SMART LIGHTING

Have you considered the cost benefit of upgrading your lights?

UPGRADE MACHINERY

Upgrading or maintaining outdated machinery can deliver tangible return on investments. Where should you start?

SOLAR PV SYSTEMS

Solar PV systems can be expensive and daunting. Inefficient projects will not deliver value to your business. Plan for and manage to success.

Task: Focus your energy on efficient equipment

05


Upgrade the most inefficient equipment in your organisation and validate the ROI.

06

Work out the size of the solar system required to effectively power your business.



*Your energy
expert rating*



SOLAR FAQs

Q

How many KWs should my solar system be?

Q

What time of day should I use solar electricity?

A

Generate at least as much energy as your key consumers need

A

Use your EMS to know when to consume and when to export



WHY IT'S WORTH FINDING YOUR GEM

THE BENEFITS OF AN EMS

3



ENERGY SAVINGS: THE HIDDEN GEM INSIDE EVERY BUSINESS

How a retail franchise reduced the energy consumption in warehouse by 35%

CASE STUDY

Warehouse used an EMS to identify the "big four" and implemented behavioural changes and capex projects to reduce energy consumption by 35%.

Same Warehouse, One Major Change.

Before

'Brick & Mortar' warehouse with:

- Rising energy costs.
- Pressure on profit margins.
- Potential to reduce operational costs.

After

35% ↓

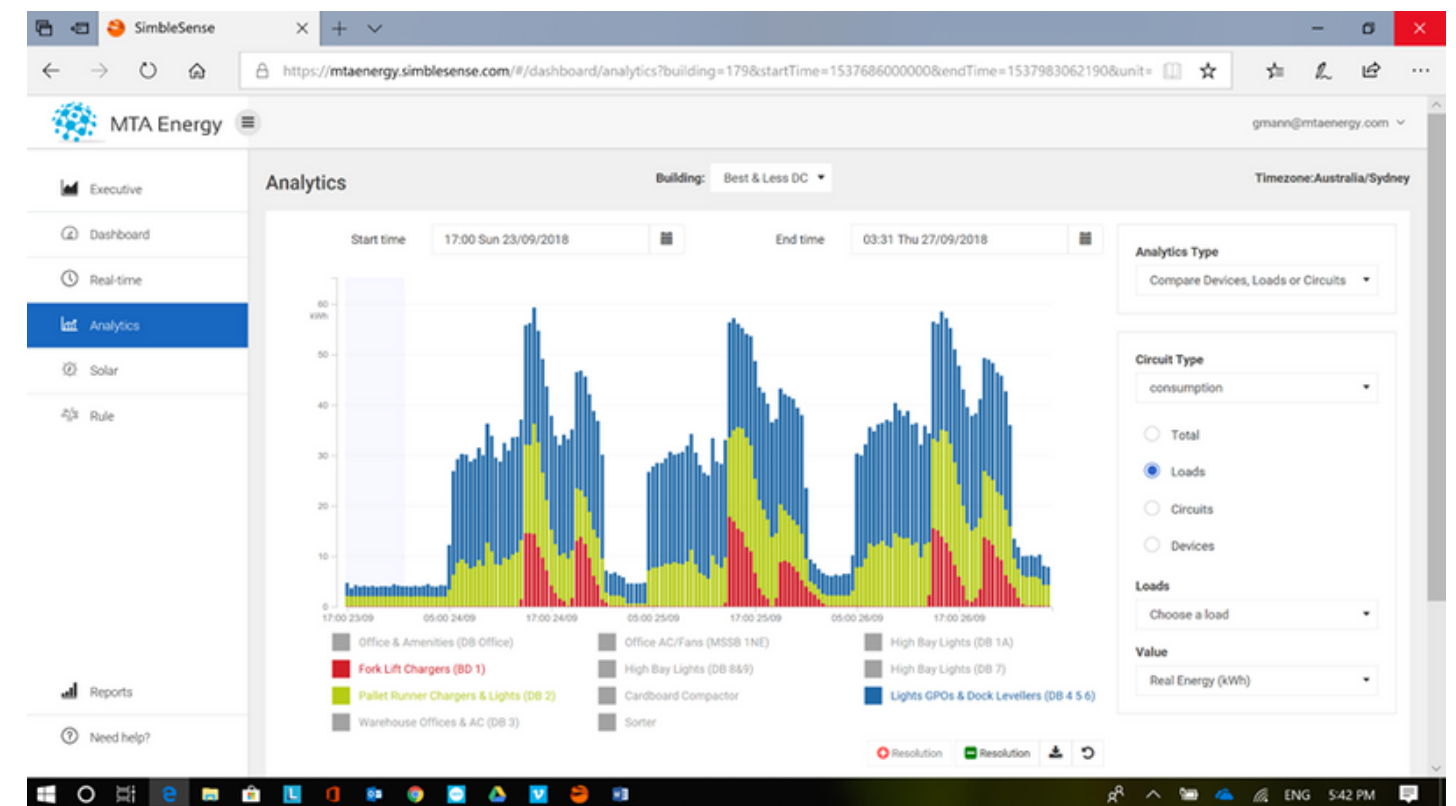
Total Energy Consumption

Data = Knowledge.



An Energy Monitoring System (EMS) Was Used To Understand:

- **Consumption Patterns:** What are the key energy consumers (on/off peak)?
- **Supply & Demand:** How would solar help & how could it be utilised effectively?
- **Cost Savings:** How can technology, smart switching, LED lights etc. be correctly utilised to realise energy efficiencies?
- **Carbon Emissions:** How can I become carbon neutral certified?

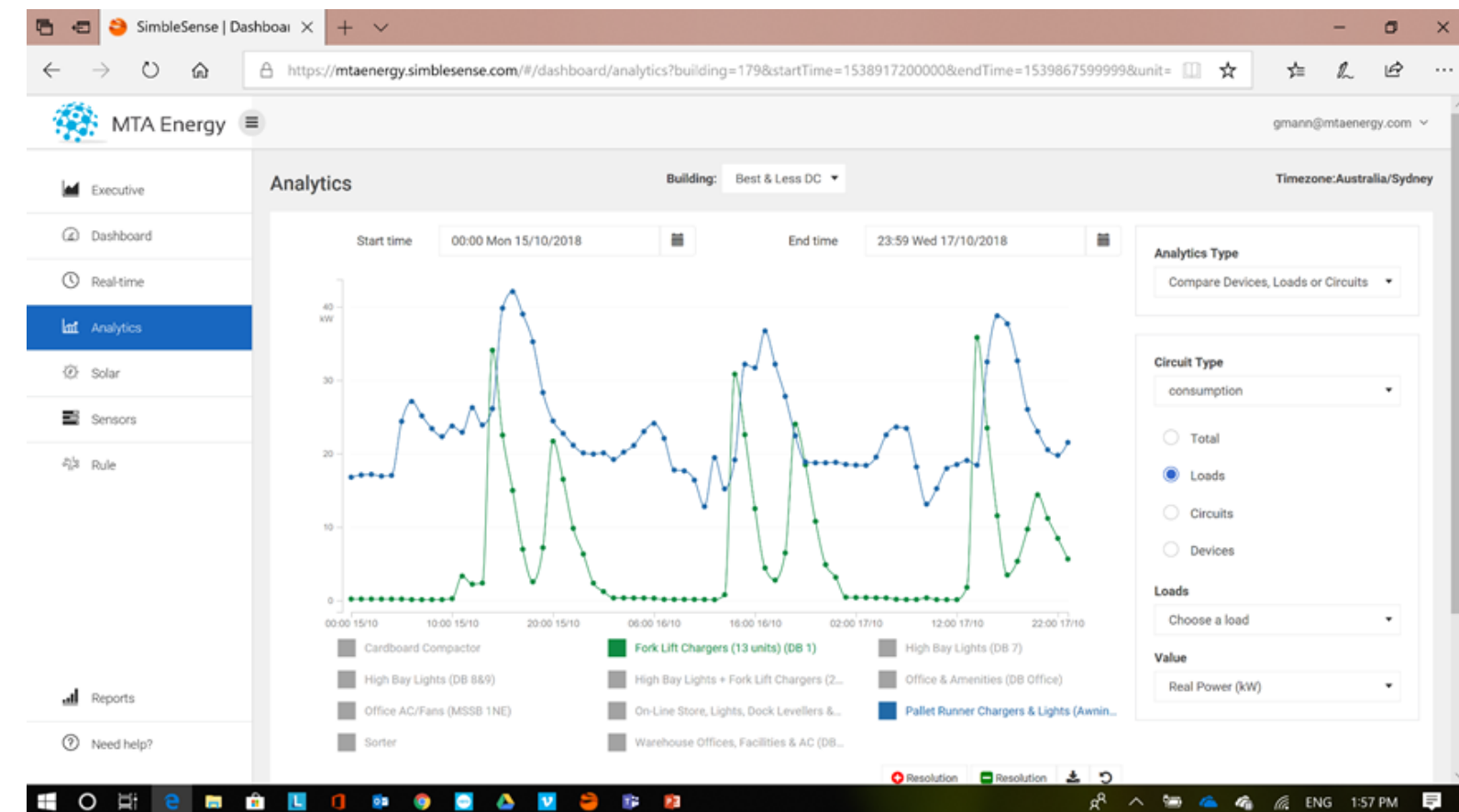


Knowledge = Power.

What Changed?

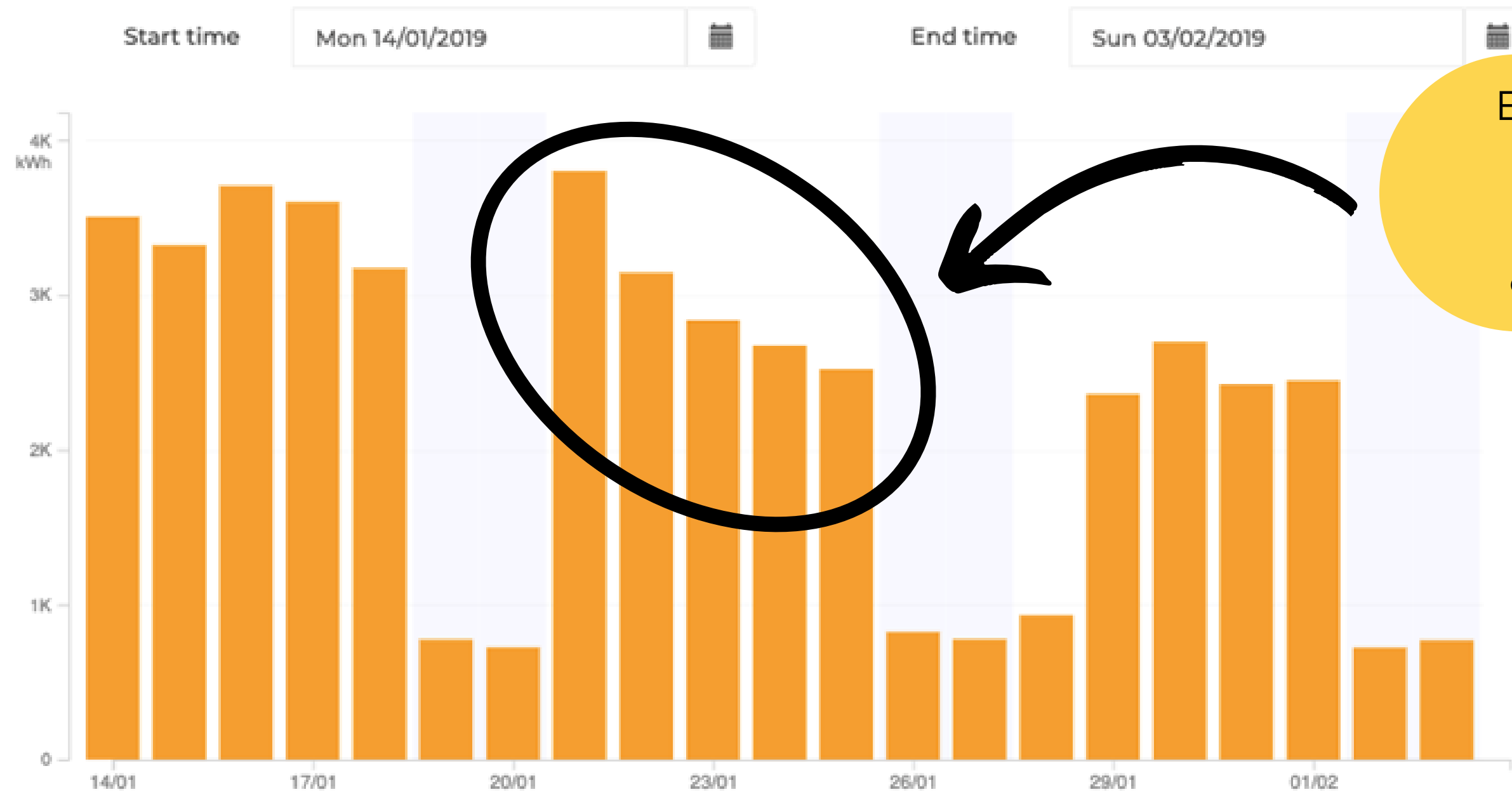


- Lighting changes reduced consumption
 - LEDs reduce demand swing during peak hours
- Forklift charging at off peak rates significantly reduced demand (kVA) in peak hours.
 - Forklift charging was shifted to "off Peak", using automated timers.
- Significantly reduced energy consumption (kWh)
- EMS monitoring and control allows for ongoing cost reduction over time.



SMART LIGHTING

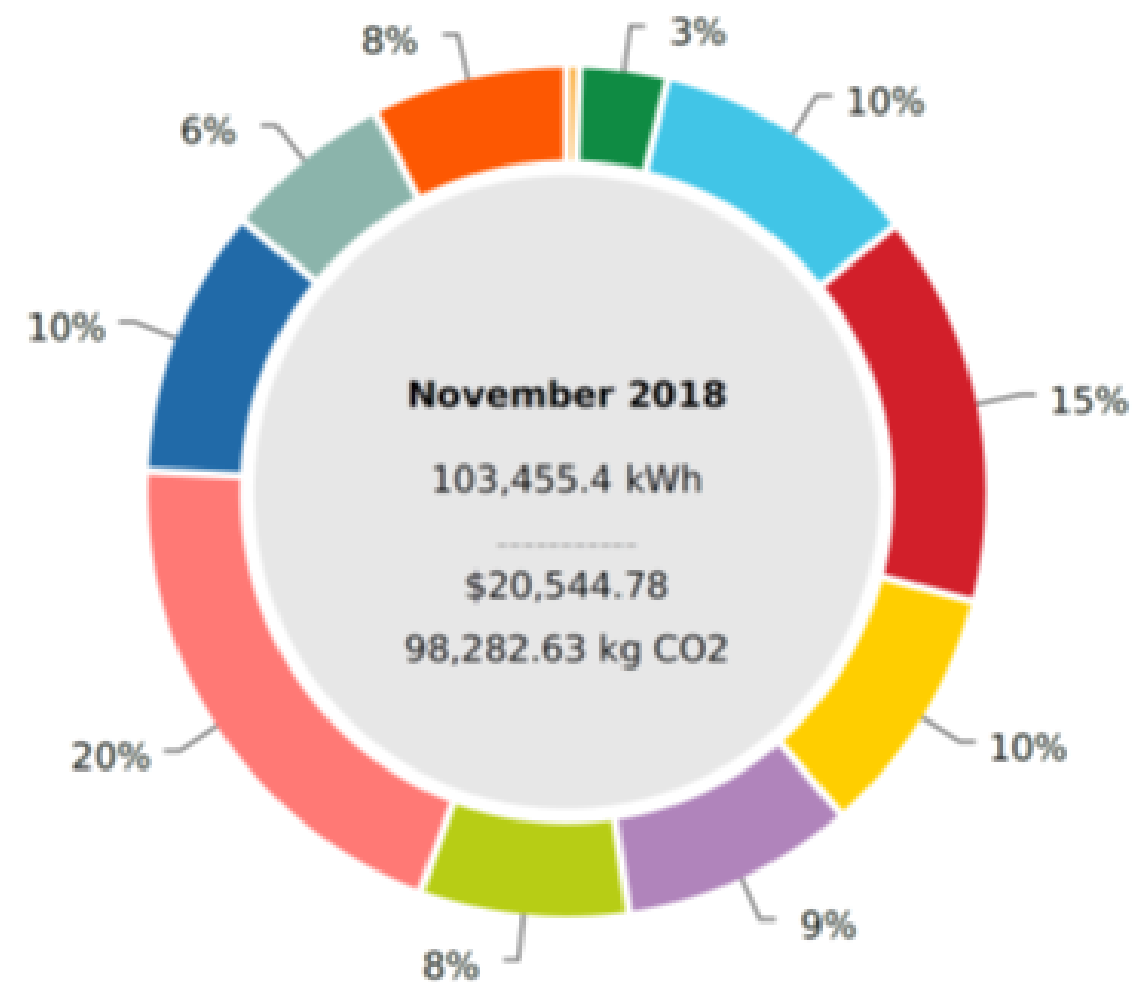
Utilise energy analytics to plan deployment and optimise utilisation



Effects in changes visible in real-time through EMS dashboard providing quick validation and ongoing monitoring capabilities

BEFORE AND AFTER

Total Energy Use for November 2018



Cardboard Compactor

High Bay Lights (DB 8&9)

Office AC/Fans (MSSB 1NE)

Sorter

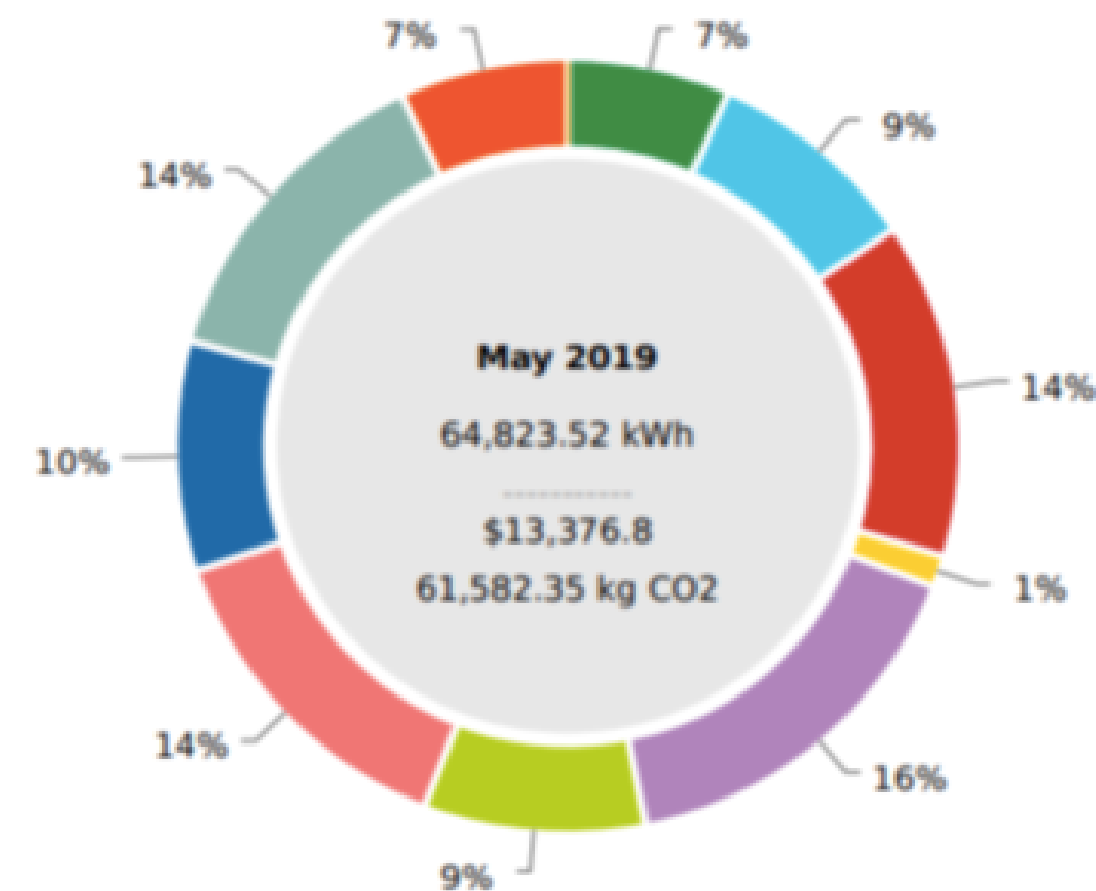
Fork Lift Chargers (13 units) (DB 1)

High Bay Lights + Fork Lift Charge...

On-Line Store, Lights, Dock Levell...

Warehouse Offices, Facilities & AC...

Total Energy Use for May 2019



High Bay Lights (DB 7)

Office & Amenities (DB Office)

Pallet Runner Chargers & Lights

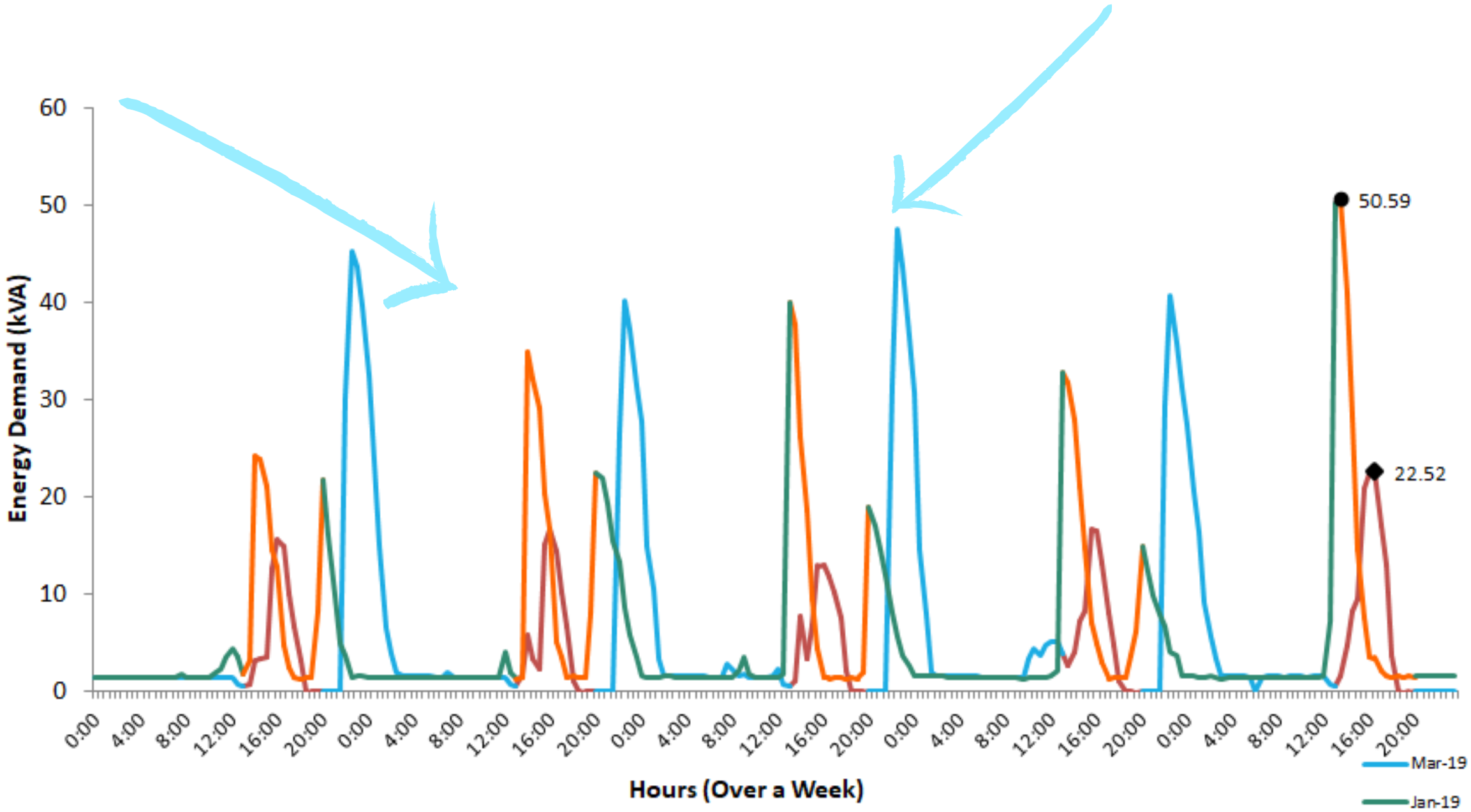
35% ↓
Total Energy Consumption

DEMAND CONTROL - TIMING IS EVERYTHING

Shifting demand to off-peak hours via smart charger system

Post-Installation: Energy used at
off peak times, delivering
substantial savings and avoiding
excess charges

Pre-Installation: Energy used at
4pm (peak hour), incurring demand
charge fee



The Secret Sauce:



SimbleSense Energy Analytics

Taking business owners deeper into their operational costs to uncover energy wastage and drive cost savings.



On-the-go mobile experience

access live data, remotely control devices, set-up rules

Super-smart devices

Cloud-based, easy to install, cost effective



FIND YOUR GEM

simbleenergy.co.uk/simblesense

